

# MAKE A BEADED PIN



Women of the Native American Lakota tribe of North and South Dakota created wearable, beaded works of art that were worn during traditional celebrations and ceremonies.

In the late 1800s, the Lakota were banned from practicing their religion, participating in cultural ceremonies, hunting buffalo, and exploring the plains of the region. To guard artistic traditions and protect their children against negative attention, Lakota mothers beaded images of the American flag onto clothing, boots, and other everyday items.

Who would you like to protect? How could you show that in something you make for them? Let's make a beaded pin using the Peyote stitch method.

Image Above: Unidentified Lakota artist (United States). Girl's Bonnet. Late 19th century. The Baltimore Museum of Art: Gift of Mrs. L. Manuel Hendler, BMA 1949.65r

## MATERIALS


beads, thread, a needle, tape, a safety pin, and scissors

## INSTRUCTIONS


- 1 Choose beads in two to three colors and keep one for a stop bead. With an adult, thread a needle using about three feet of thread; tie the stop bead at the end and tape your work to the table.




Add six beads of the same color to the thread to make your first row. Push the beads down to the stop bead.




Make your second row of beads by adding one bead at a time from the second color to the thread. Pass the needle through the second bead in the first row and pull the thread tight.



Add another bead from the second color to the thread. Skip the third bead in the first row and pass your needle through the fourth bead. Pull the thread tight after each bead. Continue this step until the end of the first row. Now you have two rows of beads in two colors.



Following the images, repeat steps 4 and 5 to make more rows. Remember to skip every other bead. Try adding a third color.



When you finished adding rows, cut off the stop bead and the needle and tie a knot at each end. Then add the safety pin. Your Peyote stitch pin is ready to wear!



We'd love to see your work! Snap a picture of your final creation and share with us on Facebook, Instagram, or Twitter using the hashtag #ArtBMAFromHome for a chance to be featured.

ARTBMA.ORG

Generous support for Free Family Sundays at Home is provided by Art Bridges and Wilmington Trust.

Art Bridges